


Future of the North American Carbon Cycle



Deborah Huntzinger, Ph.D.
Associate Professor
School of Earth and Sustainability
Northern Arizona University



D. Huntzinger, A. Chatterjee, *et al.* 2018. Chapter 19: Future of the North American carbon cycle. In *Second State of the Carbon Cycle Report (SOCCR₂): A Sustained Assessment Report*. U.S. Global Change Research Program, Washington, DC, USA, pp. 760-809, <https://doi.org/10.7930/SOCCR2.2018.Ch19>

Globally - Land & oceans vital for regulating atmospheric CO₂

Sources = Sinks



88%

9.4 ± 0.5 PgC/yr



12%

1.3 ± 0.7 PgC/yr

4.7 ± 0.1 PgC/yr

46%



30%

3.0 ± 0.8 PgC/yr



24%

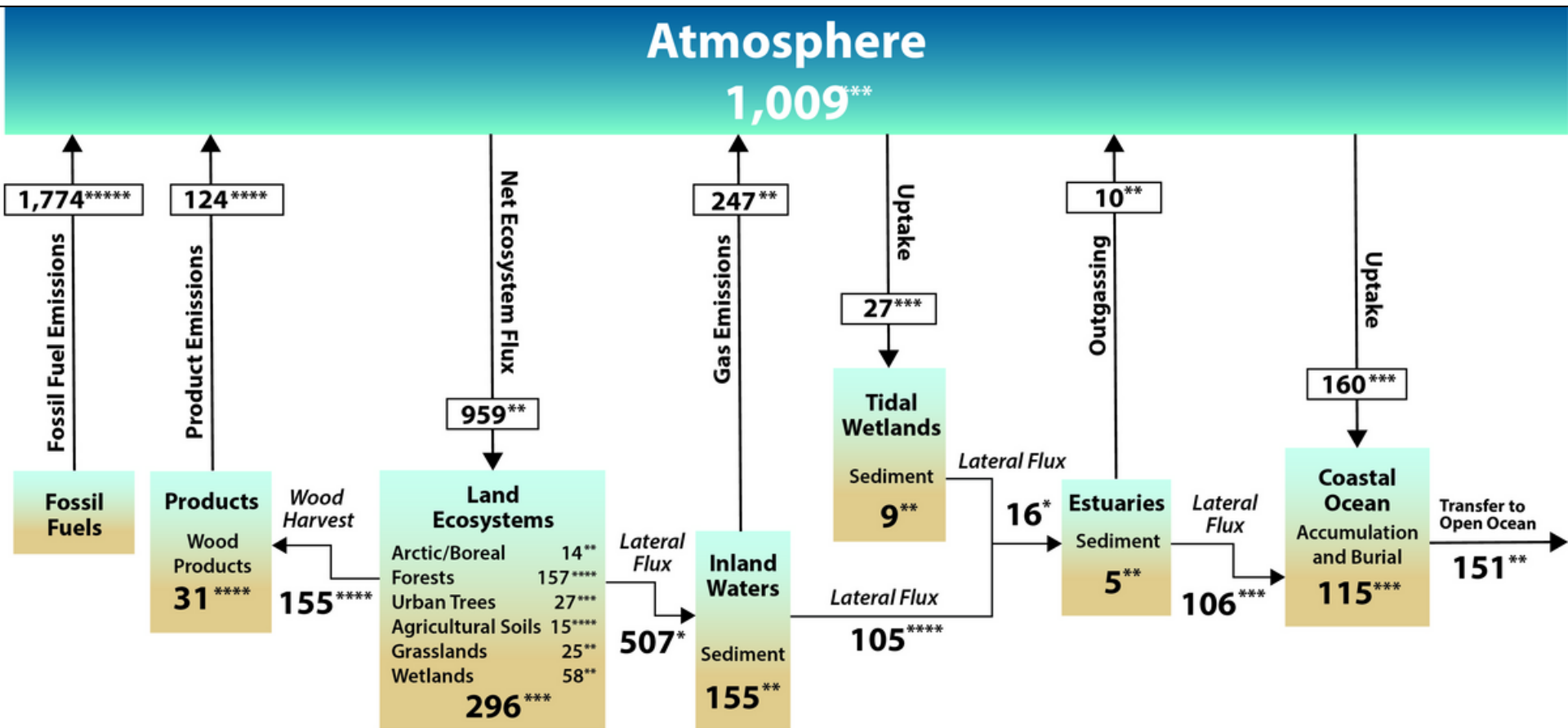
2.4 ± 0.5 PgC/yr



Adapted from [Global Carbon Budget 2016](#)

Numbers based on Chapter 1, SOCCR-2; Table 1.1 (2007-2016 avg)

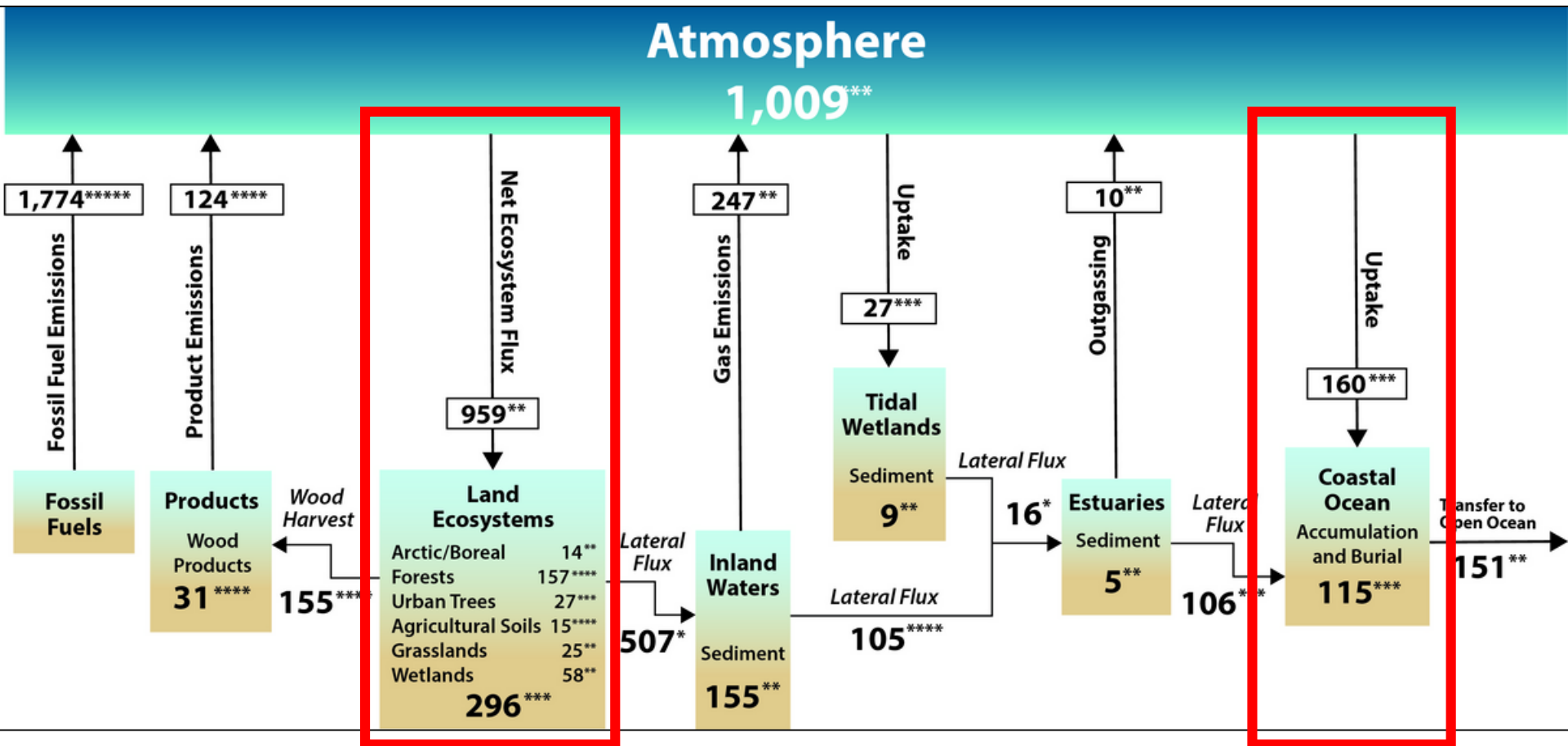
Major Components of the NA Carbon Cycle



Values in Tg C

From Chapter 2 of SOCCR-2, Hayes et al.

Major Components of the NA Carbon Cycle



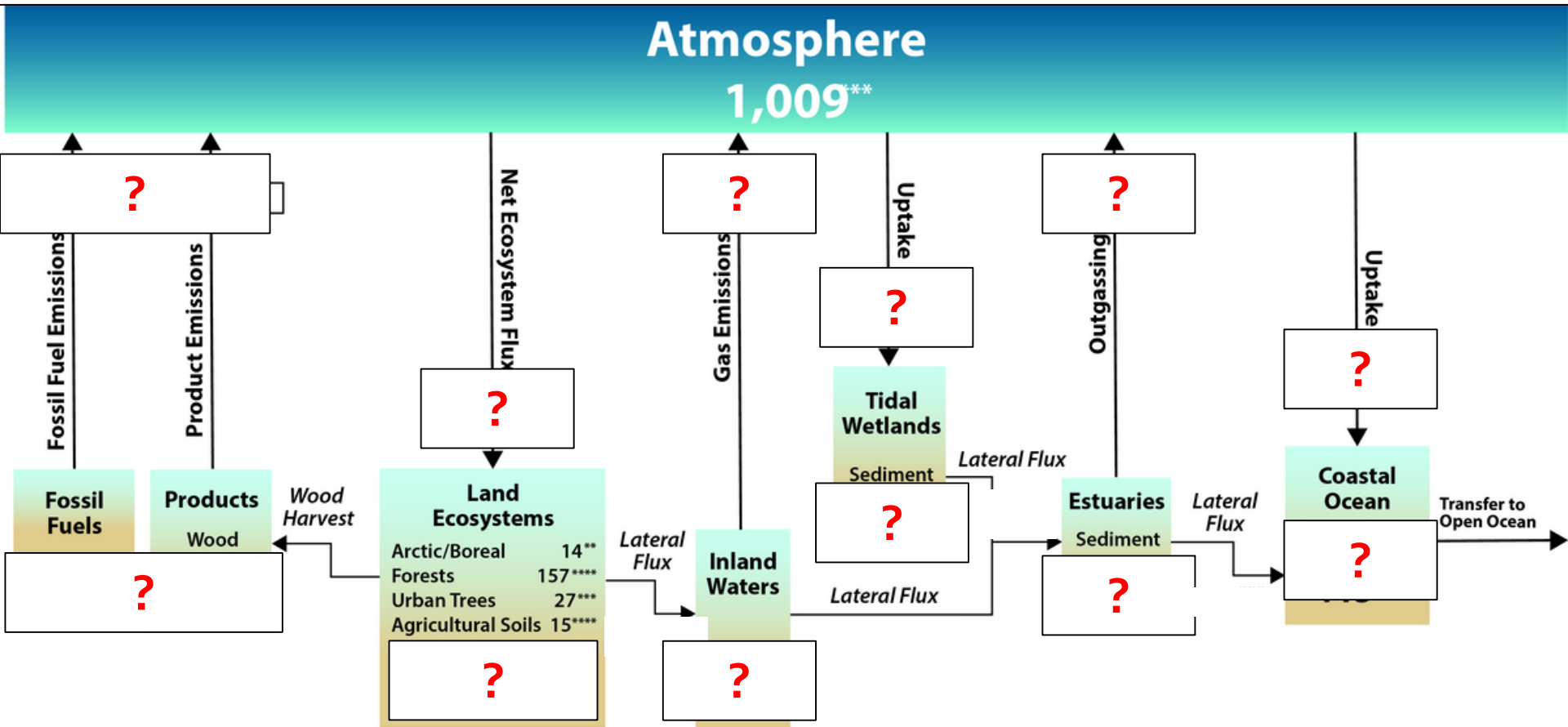
Land and coastal oceans currently a net sink of carbon

By taking up atmospheric CO₂, land and oceans play a critical role in slowing the accumulation of carbon in the atmosphere – thereby slowing rate of climate warming

Will the land and oceans continue to provide this service into the future?

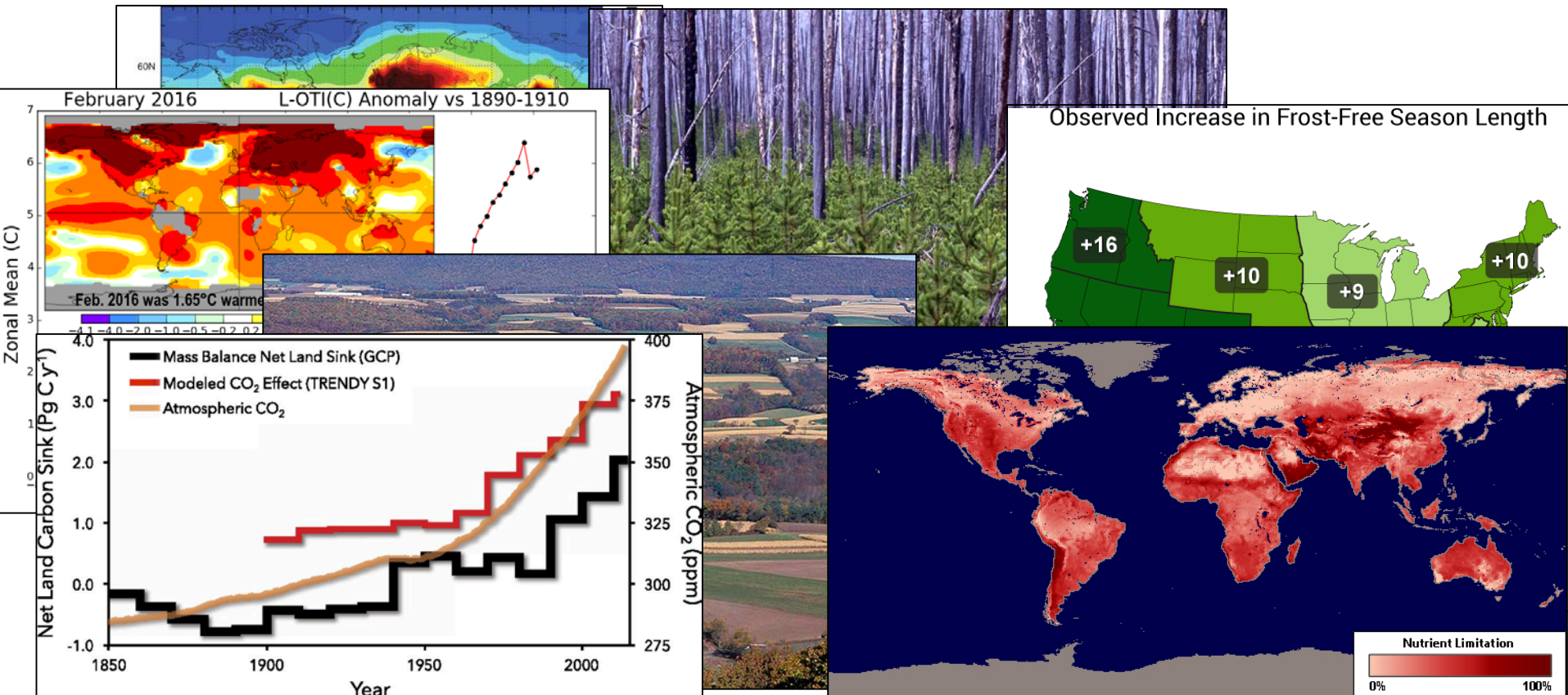
Or, will the ocean and land carbon sinks decrease (or switch to source) under changing environmental conditions?

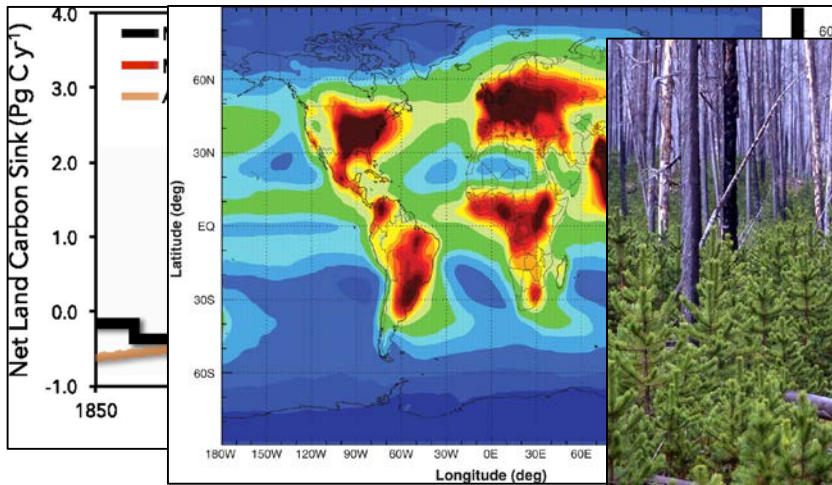
Future of the North American Carbon Cycle?



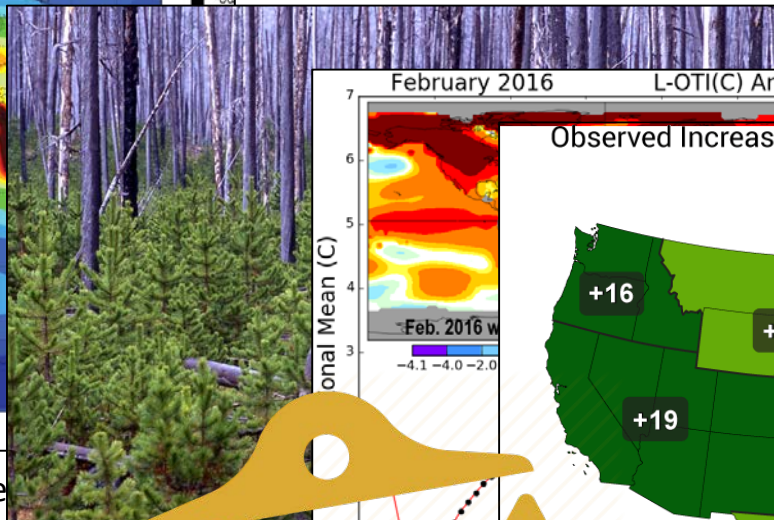
Predicting future carbon cycle changes

Requires ability to estimate response of land and aquatic systems to numerous, often competing, drivers.

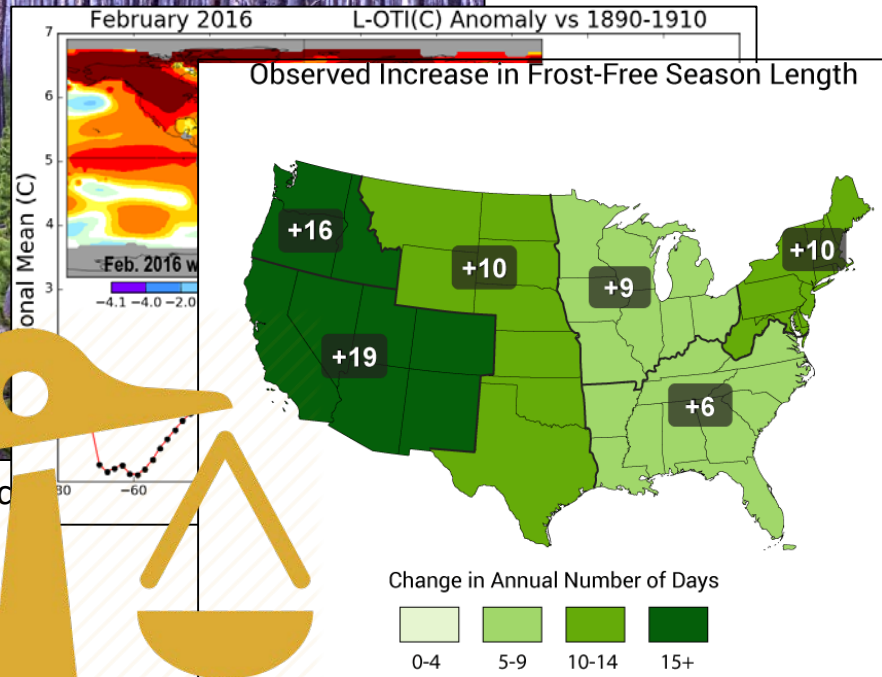




Galloway et al., 2008 Science



National Park Service



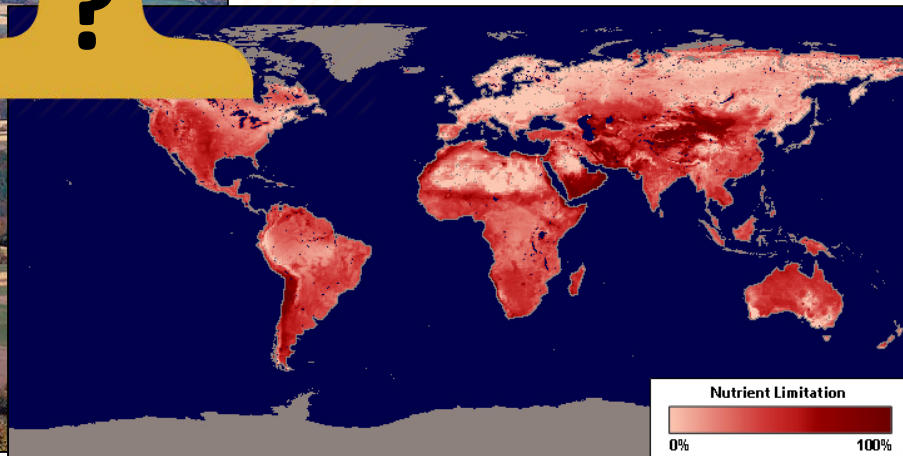
National Climate Assessment



USGS



NASA



NASA/JPL-Caltech





This talk – review current understanding of potential changes in NA carbon cycle.

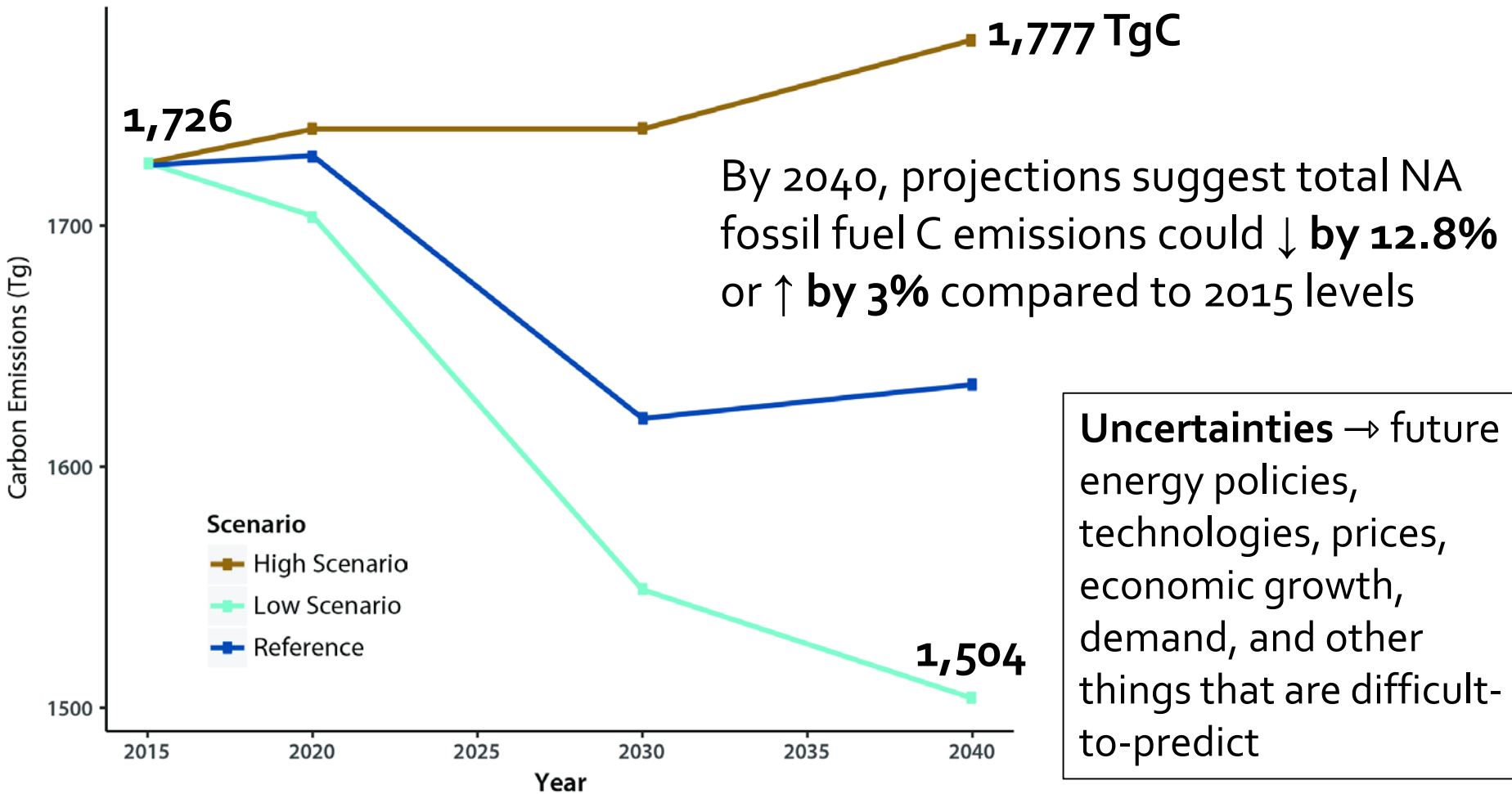
- What are major **drivers** of future change?
- What can we say about land and coastal ocean **response** to these drivers?
- What are major knowledge **gaps**?



- **What are major drivers of future change?**
- What can we say about land and coastal ocean response to these drivers?
- What are major knowledge gaps?

Drivers – Fossil Fuel Emissions (↑ in atmospheric CO₂)

Emissions from fossil fuel burning are a source of carbon to atmosphere, and will continue to be a source into the future.



Drivers – Land-Use Management & Land-Cover Change

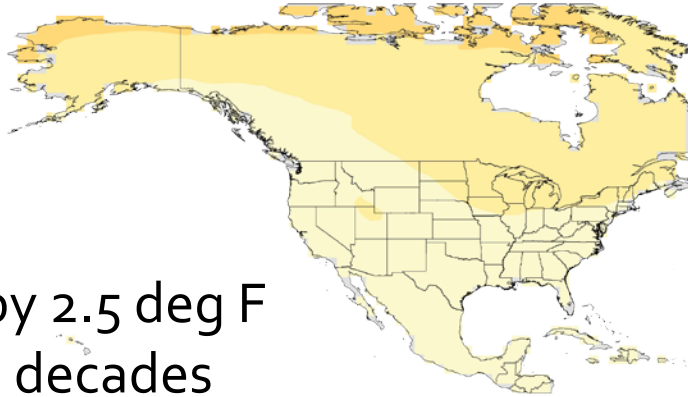


- Human-driven changes in land-cover & land-use will continue to be a key driver of carbon cycle changes into the future.
- Globally, land use change is projected to **add** carbon to the atmosphere.
- But in U.S., future land-use activities are projected to **take** carbon from atmosphere through **increased** carbon uptake of **~4 PgC by 2030** by terrestrial ecosystems.

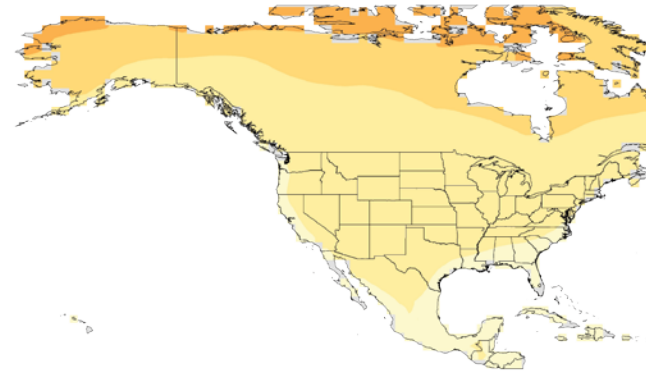
Drivers – Climate (Temperature)

Mid 21st Century

Lower Scenario (RCP4.5)



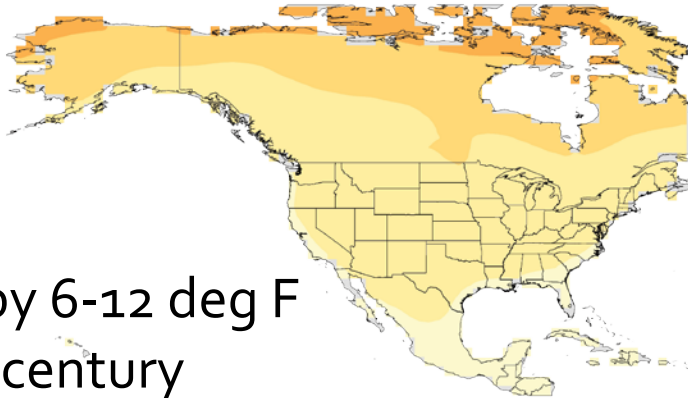
Higher Scenario (RCP8.5)



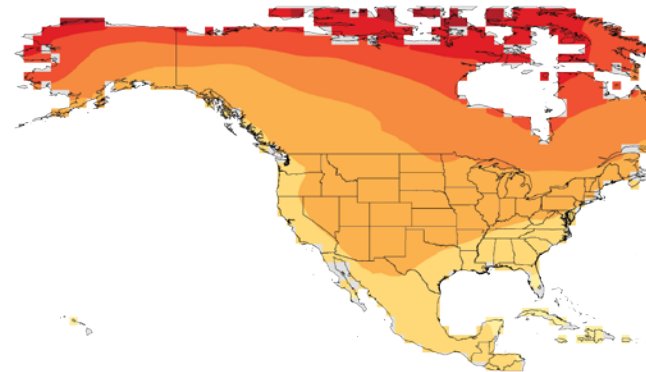
Increase by 2.5 deg F
in coming decades

Late 21st Century

Lower Scenario (RCP4.5)

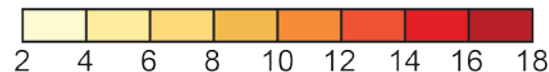


Higher Scenario (RCP8.5)



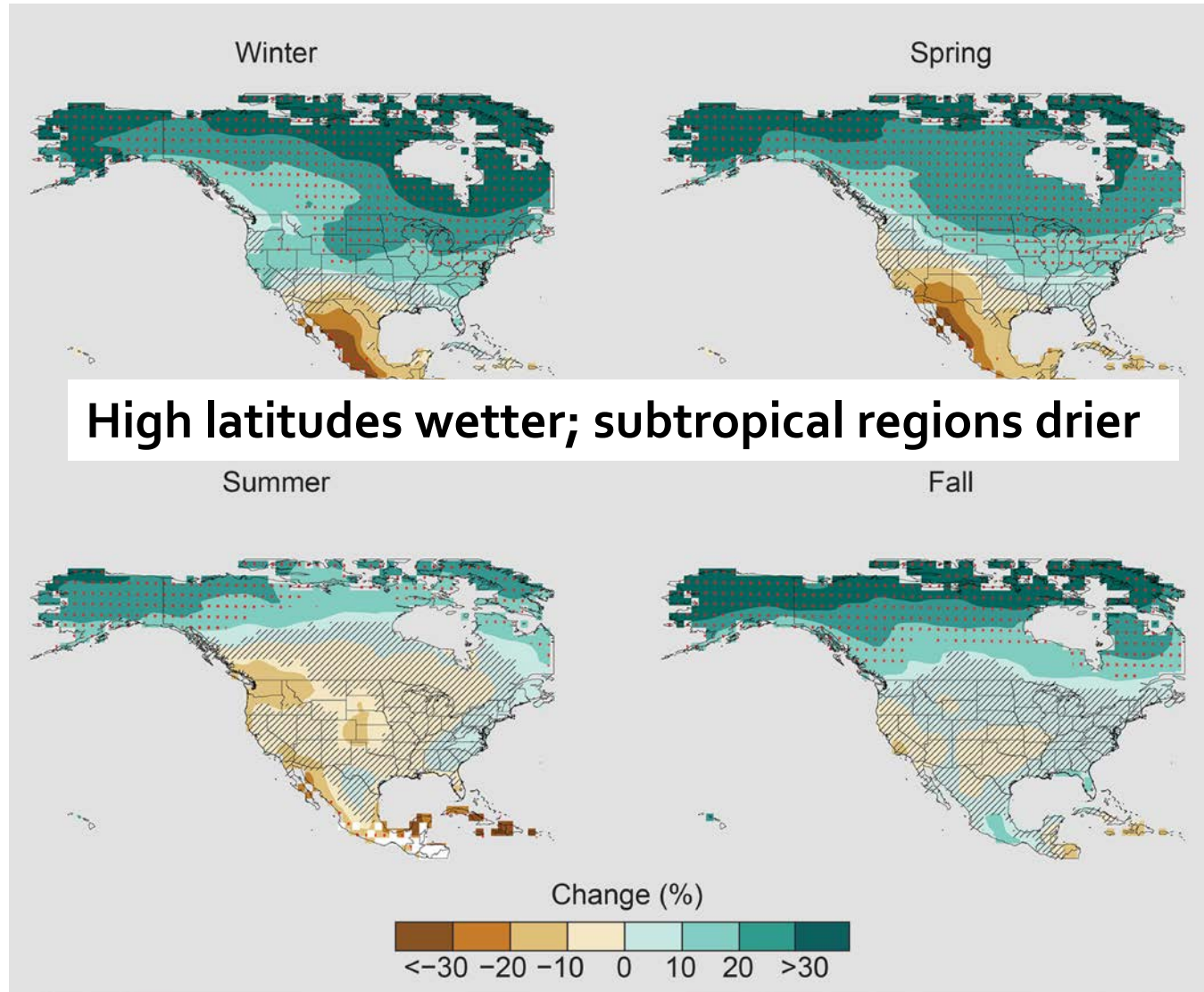
Increase by 6-12 deg F
by end of century

Change in Temperature (°F)



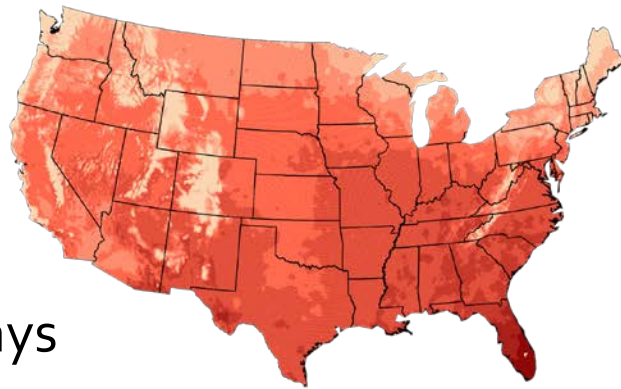
From Climate Science
Special Report, 2018

Drivers – Climate (Precipitation)

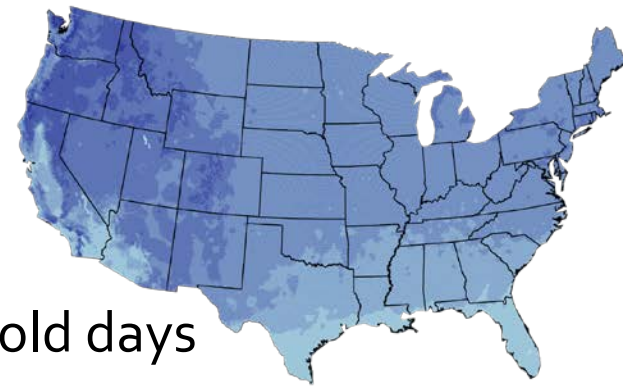
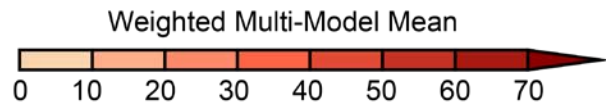


From Climate Science Special Report, 2018

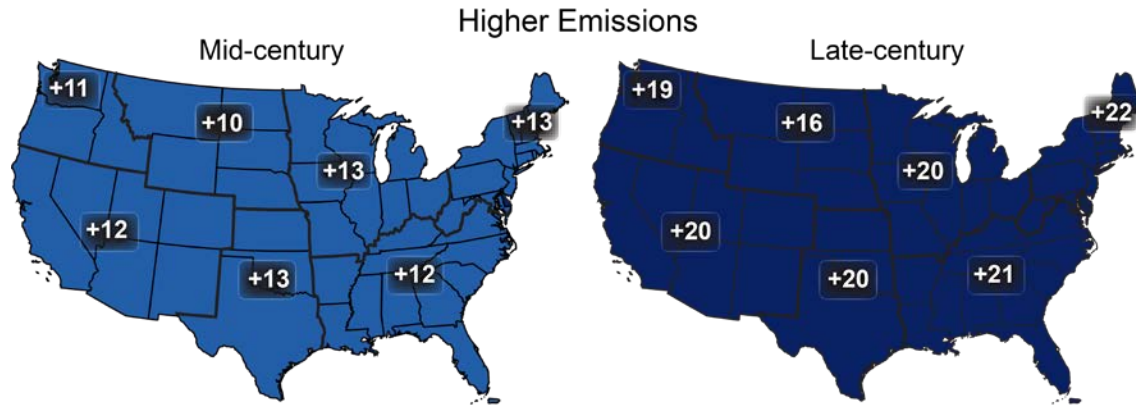
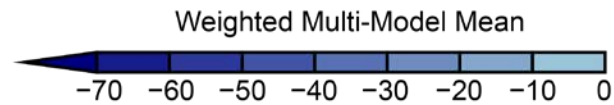
Drivers – Climate (Extremes)



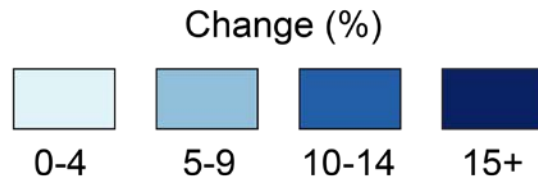
Hot days



Cold days



Extreme precip. events



From Climate Science
Special Report, 2018



- What are major drivers of future change?
- **What can we say about land and coastal ocean response to these drivers?**
- What are major knowledge gaps?

Changes – Land Carbon



Land carbon cycle sensitive to:

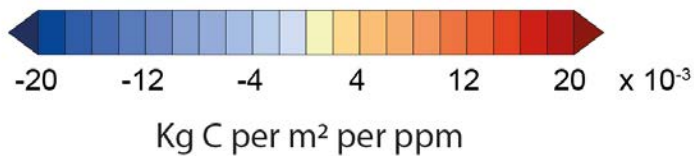
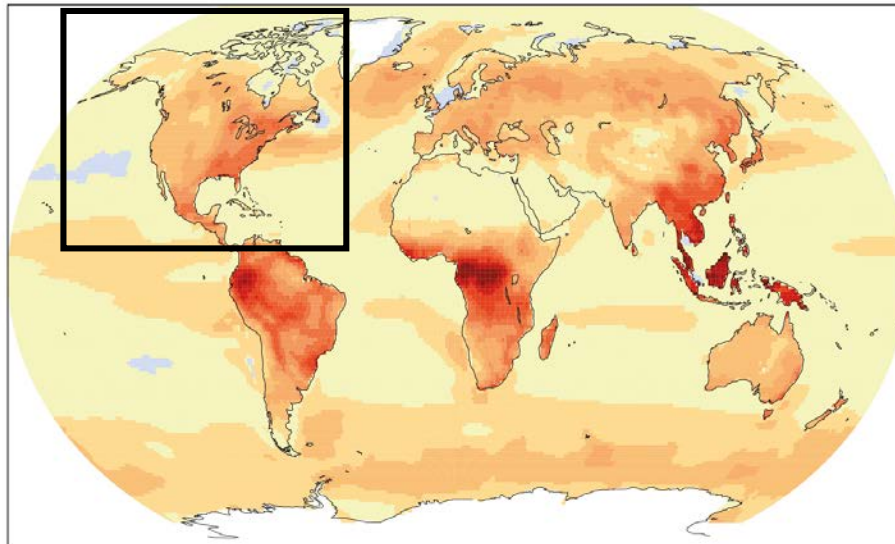
- Atmospheric composition (e.g., CO₂)
- Temperature and precipitation
- Disturbances (e.g., fire, disease)
- Land-use and land-cover change
- Nutrient availability

Changes – Land Carbon



Response to rising atmospheric CO₂

a. Regional carbon-concentration feedback



- Land C uptake projected to ↑ with ↑ atmospheric CO₂
- **Magnitude of response uncertain:**
 - Depends on age of trees
 - Nutrients will likely constrain response
 - Uncertain impact on soil carbon stocks

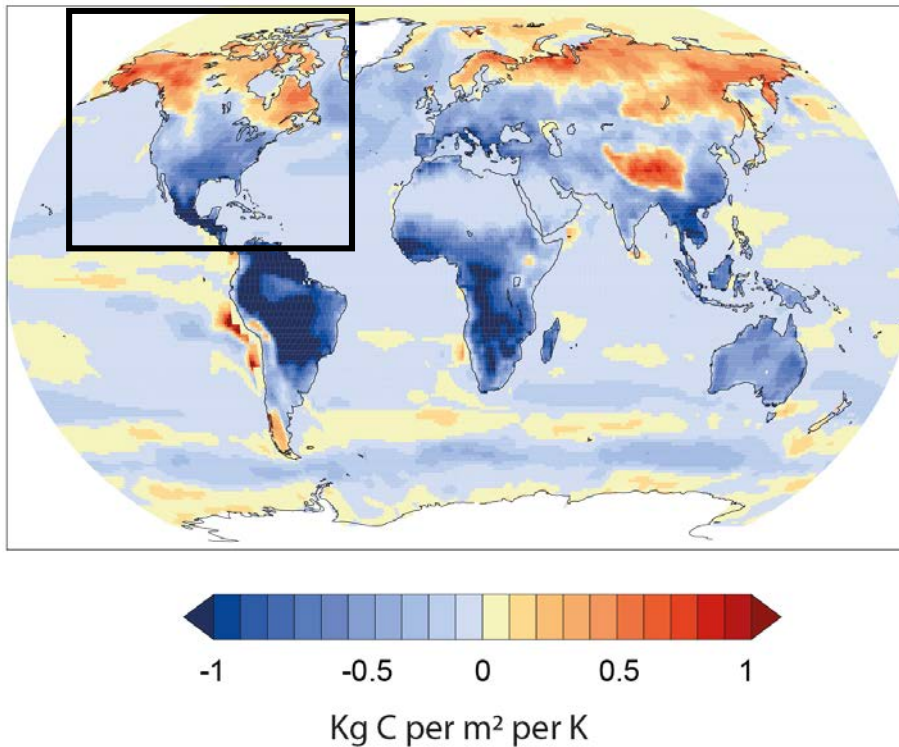
From IPCC, 2013

Changes – Land Carbon



Response to climate warming

b. Regional carbon-climate feedback



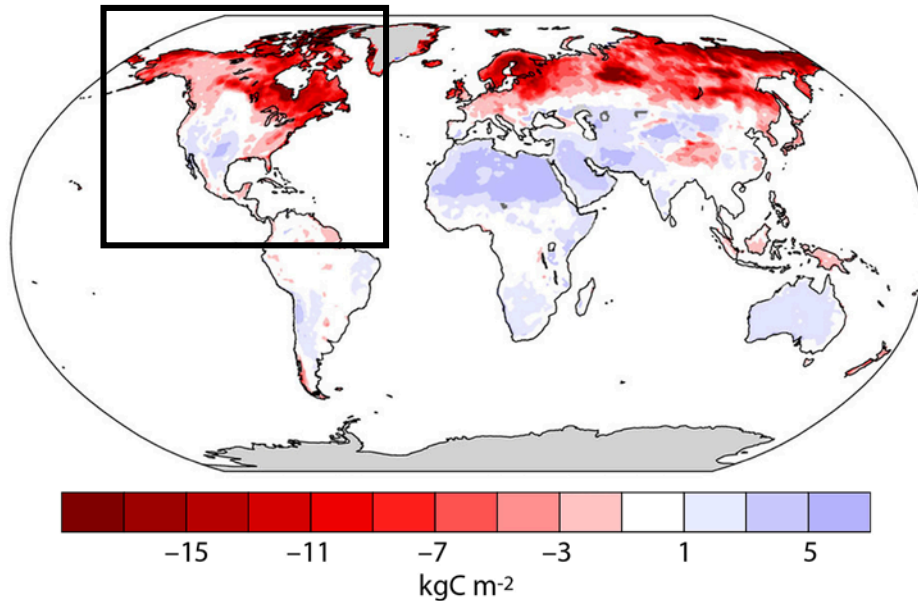
From IPCC, 2013

- Carbon losses due to climate warming projected to partially **offset** carbon gains caused by \uparrow atmospheric CO₂.
- **Magnitude of response uncertain:**
 - Heat stress and respiration projected to \downarrow land C uptake in temperate NA
 - Lengthened growing season at high northern latitudes could \uparrow land C uptake

Changes – Land Carbon



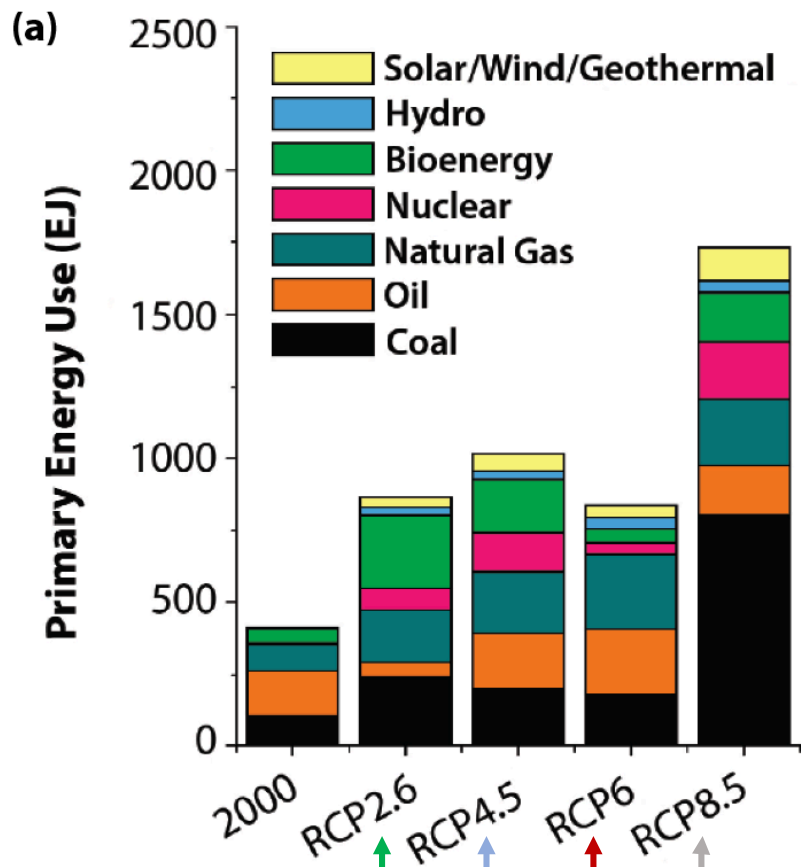
Response to climate warming - soils



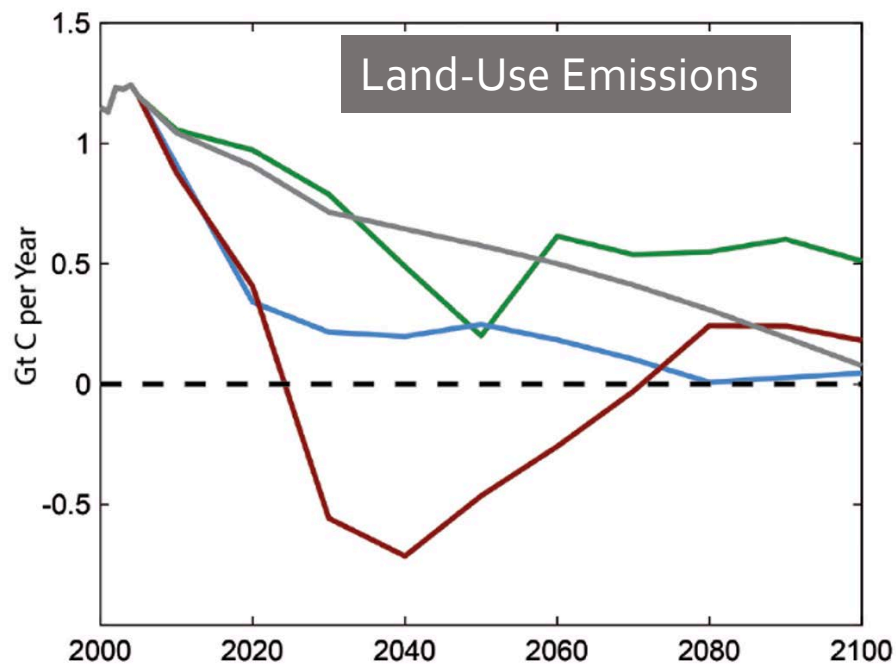
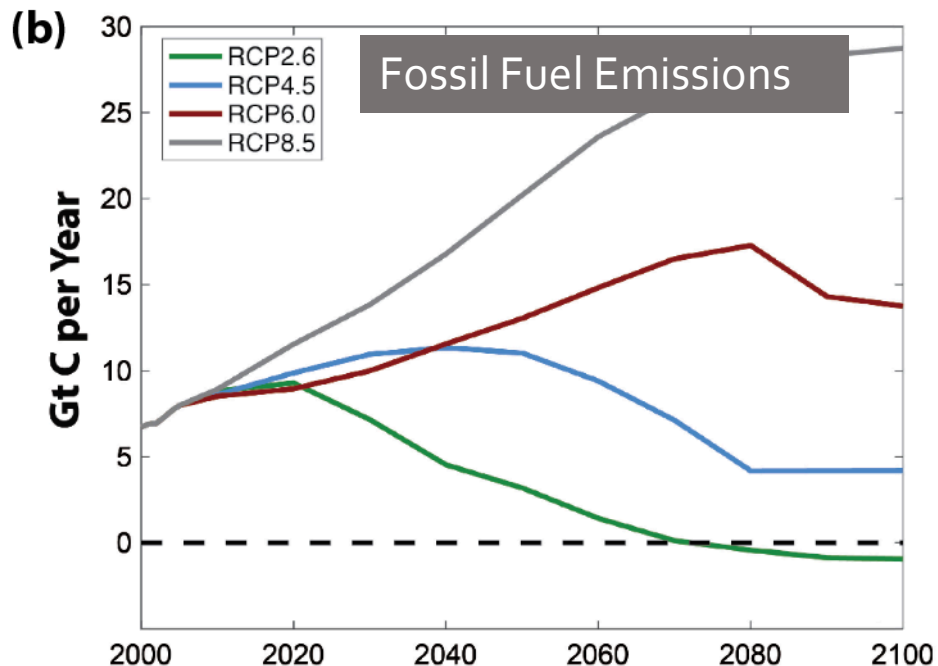
From Crowther et al., 2016

- Globally, soil store 1,500 to 2,400 Pg C (more than twice C in atmosphere)
- Warming in the Northern high-latitudes (Alaska and Canada) is making carbon stored in permafrost soils vulnerable to release to the atmosphere
- These losses could shift region from net sink to net source of carbon.

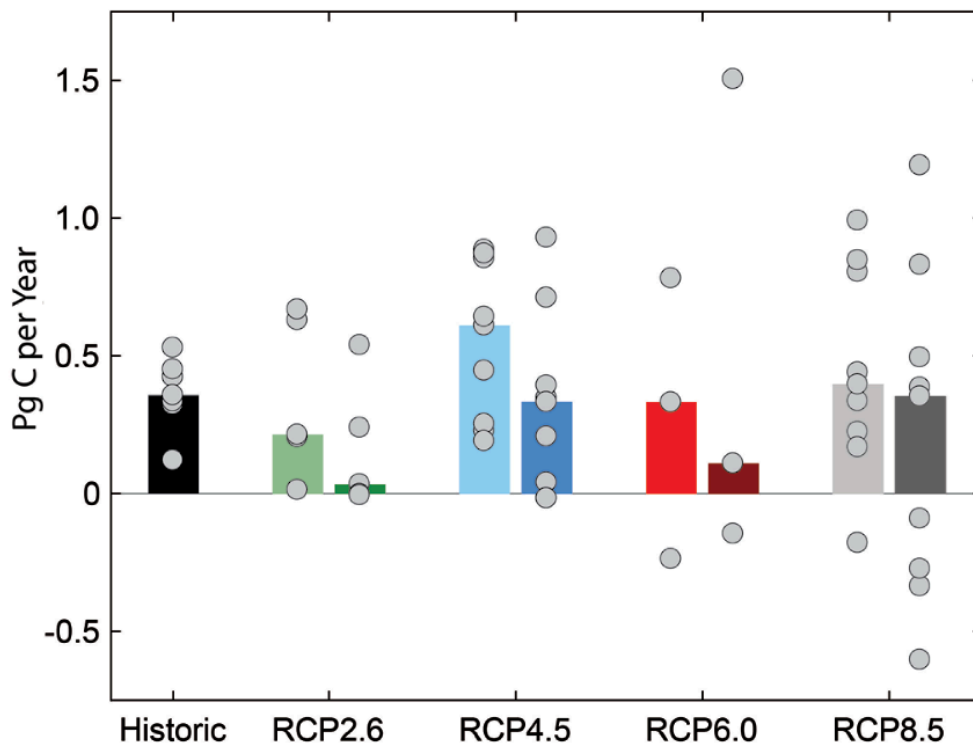
Global-scale – series of **Representative Concentration Pathways (RCPs)** created to account for different possible futures



Low emissions
Stabilization scenarios
High emissions

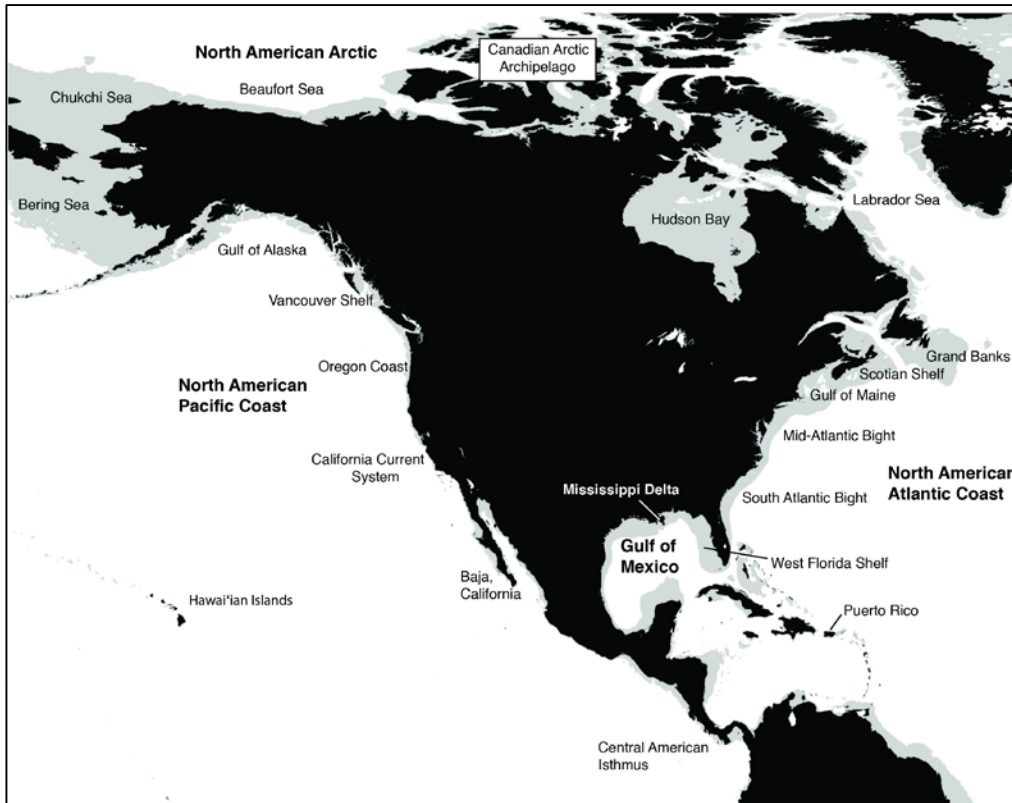


Changes – Land Carbon



- **By 2050**, models project a slight decrease to a doubling of the current land C sink strength
- **By 2100**, strength of the NA net land C sink projected to either remain near current levels or decline significantly
- **Uncertainty** comes from combined and uncertain effects of rising CO₂, climate change, emission scenarios and land-use management

Changes – Coastal Ocean



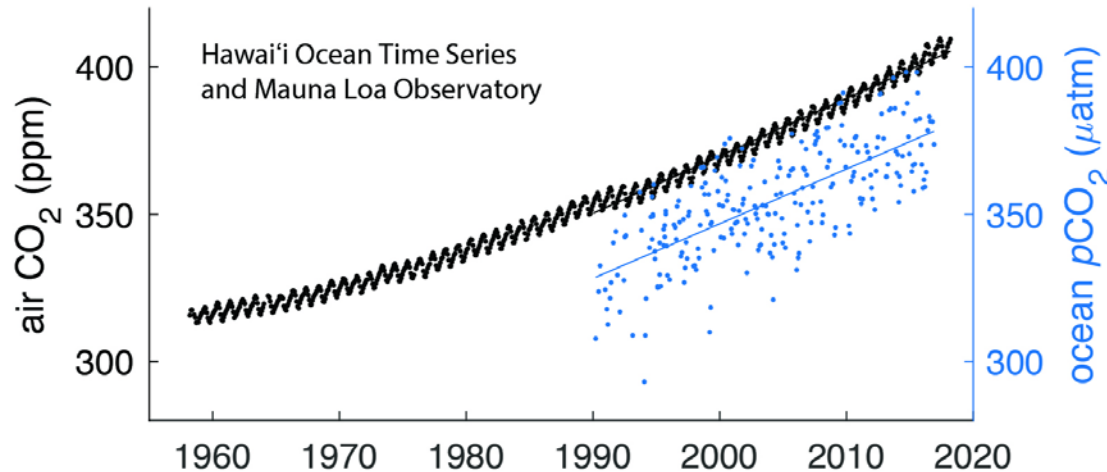
- Globally, coastal oceans account for 41% of ocean area.
- NA makes up 10% of global coasts and includes rivers, estuaries, tidal wetlands, and continental shelf.

From Chapter 16, SOCCR-2

Changes – Coastal Ocean



Response to rising atmospheric CO₂



↑ atmospheric CO₂ is projected to ↑ coastal ocean carbon uptake.

From Chapter 16, SOCCR-2

- The **pH** of ocean waters boarding NA are projected to **decrease** by 0.4 to 0.5 pH units by 2100 (under highest emission scenarios).
- Warmer and more CO₂ enriched waters are expected to take up **less** additional CO₂ and have **reduced** buffering capacity (due to ocean acidification)

pH	H ⁺ (moles per liter)	change in acidity
7.2	6.3 × 10 ⁻⁸	+900%
7.3	5.0 × 10 ⁻⁸	+694%
7.4	4.0 × 10 ⁻⁸	+531%
7.5	3.2 × 10 ⁻⁸	+401%
7.6	2.5 × 10 ⁻⁸	+298%
7.7	2.0 × 10 ⁻⁸	+216%
7.8	1.6 × 10 ⁻⁸	+151%
7.9	1.3 × 10 ⁻⁸	+100%
8.0	1.0 × 10 ⁻⁸	+58%
8.1	7.9 × 10 ⁻⁹	+26%
8.2	6.3 × 10 ⁻⁹	

From NOAA

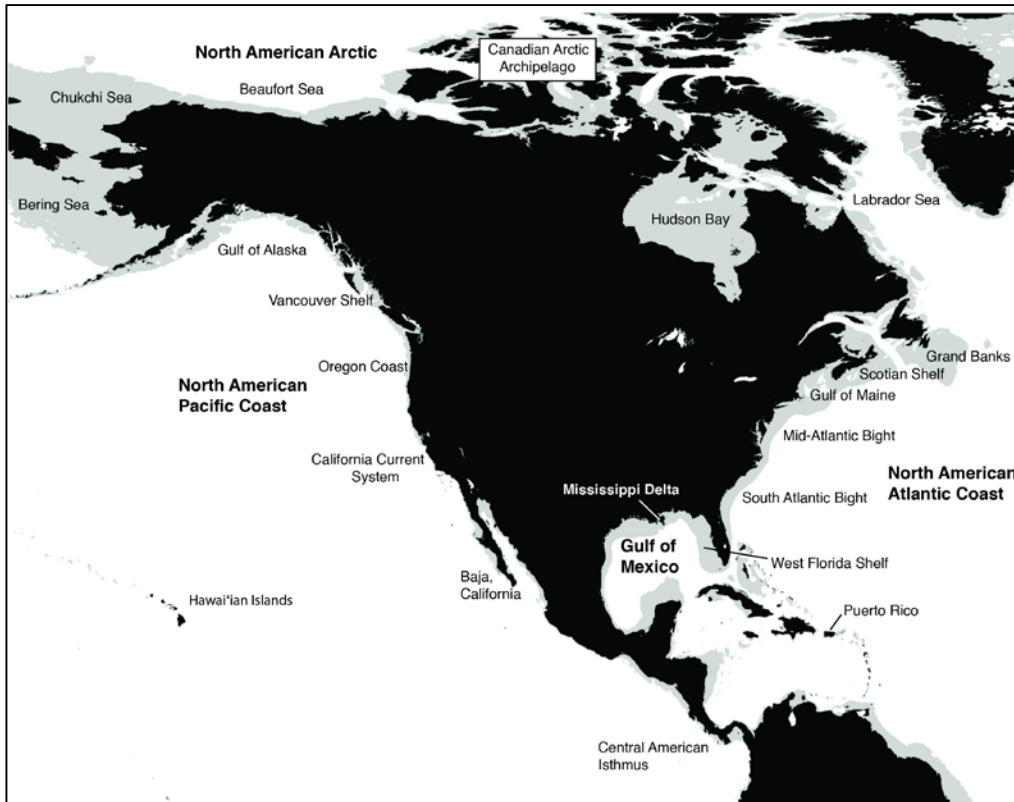
Changes – Coastal Ocean



Response to climate warming

- Warming climate is projected to **reduce** coastal ocean carbon uptake in most regions of NA.
 - Increase stratification
 - Slow ocean circulation
 - But impacts are regional and uncertain
- Warming and changes in precipitation may **impact river carbon fluxes**
 - Extreme rainfall events could shift timing of carbon delivery to coastal oceans

Changes – Coastal Ocean



From Chapter 16, SOCCR-2

- Since 1870, NA coastal oceans have taken up 2.6 to 3.4 Pg C from atmosphere.
- Under highest emission scenarios, projected to take up an **additional** 10 to 12 Pg C by 2050.
- And **another** 17 to 26 Pg C in between 2050 and 2100.
- **Uncertainties** due to climate warming, changing circulation, ocean acidification, human pressures, and land processes

Summing up – Key Takeaways

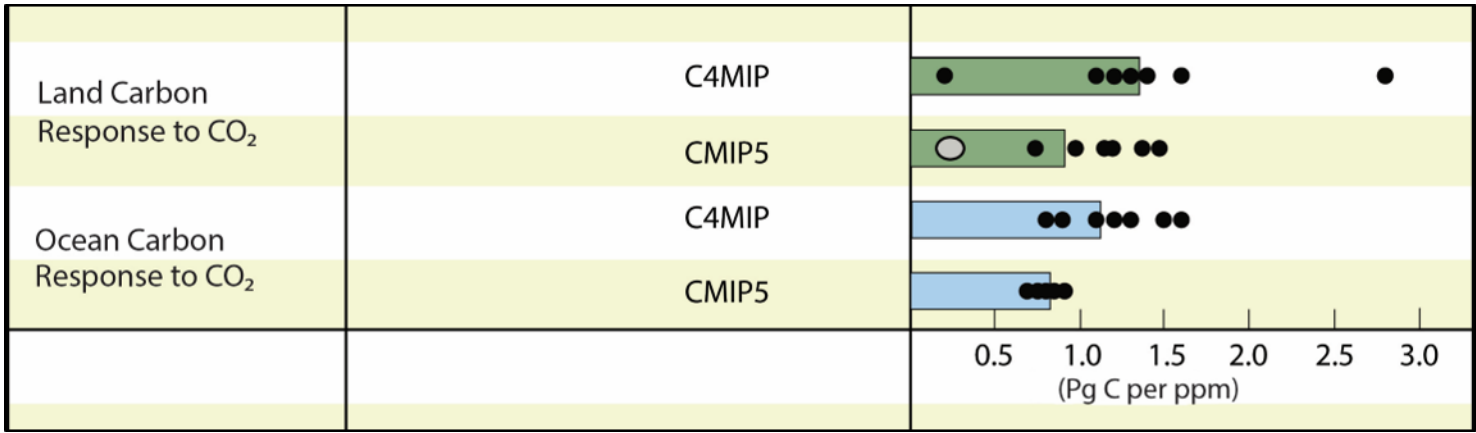
- Primary contributors to carbon cycle change over North America are, and will continue to be, emissions from **fossil fuel** combustion, changes in **land cover and land use**, and changing **climate** conditions.
- Projections suggest that natural carbon sinks of North America (land, coastal ocean systems) are **diminishing in strength** and many are at risk into the future.
- Accelerated warming in the Northern high-latitudes (Alaska and Canada) is making **large stores of carbon in permafrost soils vulnerable** to release to the atmosphere by the end of the century.



- What are major drivers of future change?
- What can we say about land and coastal ocean response to these drivers?
- **What are major knowledge gaps?**

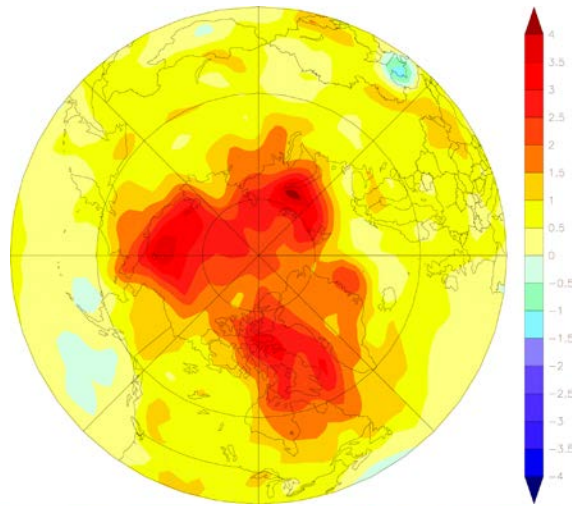
Knowledge Gaps – CO₂ Fertilization

- Crucial for projecting future changes in carbon cycle.
- Lack of understanding about carbon-nitrogen coupling and its controls on CO₂ fertilization response
- Models agree on direction, but not on magnitude of response



From IPCC, 2013

Knowledge Gaps – Permafrost Carbon-Climate Feedback



Warming Arctic surface air temperatures

Figure 11.1
SOCCR₂

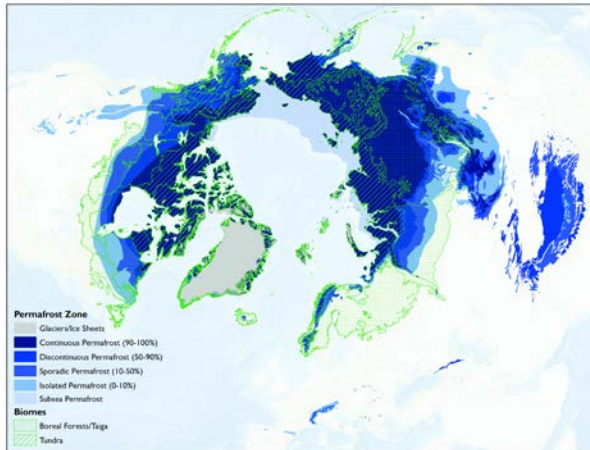


Figure 11.4
SOCCR₂

- By 2100, soil carbon losses from the northern high-latitudes will **determine the trajectory** of the carbon cycle
- Vegetation may help regulate / offset the net response of this region to warming
- **Knowledge gaps** →
 - Area and depth of vulnerable permafrost
 - Speed of carbon release from thawing soils
 - Form of carbon release

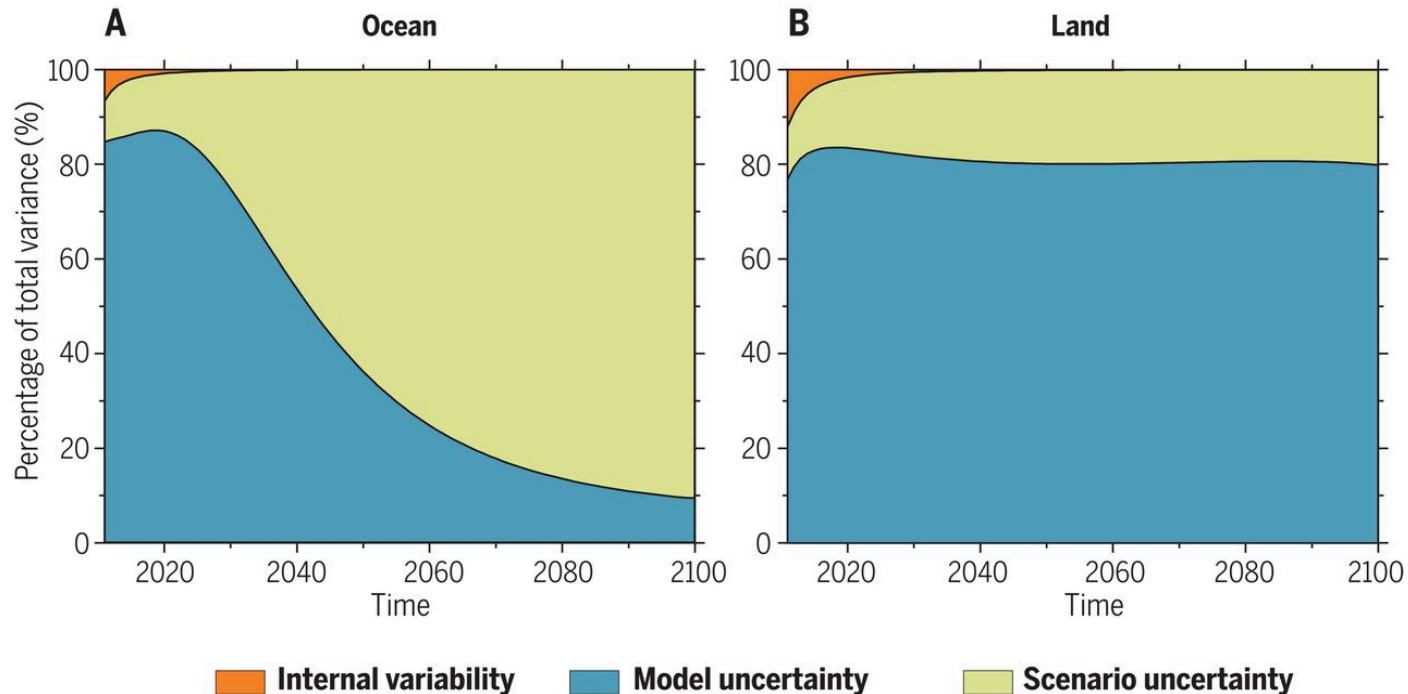
Knowledge Gaps – Disturbance, Drought, Land-Use Change

- **Disturbance (fire, insect outbreaks, other)** - largely expected to increase, but timing, magnitude and impacts uncertain.
- **Droughts** – expected to increase in severity, area, and duration. Vegetation response to future drought conditions unclear, particularly long-term impacts.
- **Land-use and land-cover changes** – challenging to predict, both in terms of ecosystem changes and because of social, economic, and climate impacts on land use.

Knowledge Gaps – Models

Key sources of uncertainty in models –

- Model uncertainty – structure and parameterization
- Scenario uncertainty – input data and forcing scenarios



From Bonan and Doney, 2018

Acknowledgements

- **David J. P. Moore**, University of Arizona;
- **Sara Ohrel**, U.S. Environmental Protection Agency;
- **Tristram O. West**, DOE Office of Science;
- **Benjamin Poulter**, NASA Goddard Space Flight Center;
- **Anthony P. Walker**, Oak Ridge National Laboratory;
- **John Dunne**, NOAA Geophysical Fluid Dynamics Laboratory;
- **Sarah R. Cooley**, Ocean Conservancy;
- **Anna M. Michalak**, CIS and Stanford University;
- **Maria Tzortziou**, City University of New York;
- **Lori Bruhwiler**, NOAA Earth System Research Laboratory;
- **Adam Rosenblatt**, University of North Florida;
- **Yiqi Luo**, Northern Arizona University;
- **Peter J. Marcotullio**, City University of New York;
- **Joellen Russell**, University of Arizona
- **Melanie Mayes**, Oak Ridge National Lab;
- **Tara Hudiburg**, University of Idaho;
- **Elisabeth Larson**, NASA Goddard Space Flight Center, Science Systems and Applications Inc.;
- **John Schade**, National Science Foundation;
- **Karina V.R. Schäfer**, Rutgers University;
- **Nancy Cavallaro**, USDA National Institute of Food and Agriculture;
- **Zhiliang Zhu**, U.S. Geological Survey;
- **Gyami Shrestha**, U.S. Carbon Cycle Science Program Office Director; UCAR Cooperative Programs for the Advancement of Earth System Science
- **Richard Birdsey**, Woods Hole Research Center
- **Raymond G. Najjar**, The Pennsylvania State University
- **Sasha C. Reed**, U.S. Geological Survey
- **Paty Romero-Lankao**, National Center for Atmospheric Research (currently at National Renewable Energy Laboratory)

Questions?

Deborah N. Huntzinger, Associate Professor, Northern Arizona University

Email - deborah.huntzinger@nau.edu

Website - <https://www2.nau.edu/huntzingerlab/>



Abhishek Chatterjee, Scientist, NASA Global Modeling and Assimilation Office

Email – abhishek.Chatterjee@nasa.gov

Website - <https://science.gsfc.nasa.gov/sed/bio/abhishek.chatterjee>

